

# PAINT BY NUMBERS KIT

Find your artistic soul with our paint by numbers kit! The set consists of a canvas printed with lines enclosing irregular areas (marked with different numbers) and several small pots of paint, each one also assigned with a colour number. Your task is to fill each area with the paint marked with the corresponding number. Once all the numbered areas are coloured, your picture is complete. We wish you a lot of fun and satisfaction with our product! *erschein. Wir wünschen Dir viel Freude an dem selbst gemalten Bild!*

## INSTRUCTIONS & GUIDELINES



Prepare your working station: cover the table with old newspapers or paper towels, prepare the brushes and paint containers. Get a cup of water and some paper towels to clean your brush. You can also put on a painting apron or latex gloves.



You can start painting with any colour you want, e.g. the one that you like the most. After choosing the colour please memorize the number on the lid and open the paint container carefully.



Pick a brush and paint every area marked with that number with a corresponding colour. If the paint doesn't cover the contour lines or area numbers, please apply a second layer of paint to cover it. **OUR RECOMMENDATION:** To avoid mistakes and to reduce the use of paint, use only one chosen paint colour at a time. Once all the areas marked with the corresponding number are coloured, close the paint container and repeat the procedure with a new colour.



Before switching to a new colour, wash your brush off and dry it with a paper towel to avoid accidentally mixing colours. Close the paint containers immediately after use to keep the paints from drying out.



Now it's time for the final touch: paint the edges of the canvas to complete your artwork. Once the painting is totally dry, your masterpiece is ready to hang!




## HEALTH & SAFETY INFORMATION

- Not suitable for children under 3 years due to small parts (choking hazard).
- Avoid contact with eyes.
- Do not consume.
- Do not inhale.
- Keep out of reach of children under 3 years of age.
- Do not drink or eat while painting.
- Wash your hands after use.
- Information for parents: if the product was purchased for use by children, please take additional safety measures. Children can't be left unattended while using the product.

## FIRST AID TREATMENT

- In case of contact with eyes: rinse immediately with plenty of water and seek medical advice.
- In case of contact with skin: wash thoroughly with soap and water. Do not use diluents.
- If inhaled: move person to fresh air.
- If swallowed: seek medical advice immediately.
- In case of doubt, seek medical advice and have the product package and this insert with you.

## PAINTING TECHNIQUES OVERVIEW



As you may have noticed, the paintbrushes come in a variety of shapes and sizes. Not without a reason: the size and thickness of a brush, its hair type or even the way you hold it may determine the final painting effect, according to your artistic needs and individual preferences. It may take a bit of practice, but getting familiar with the basic techniques will definitely allow you to enjoy painting even more!

Manufactured for:  
Artgeist Sp. z o. o.  
ul. Lotnicza 24  
54-155 Wrocław



[MA] 01/2017